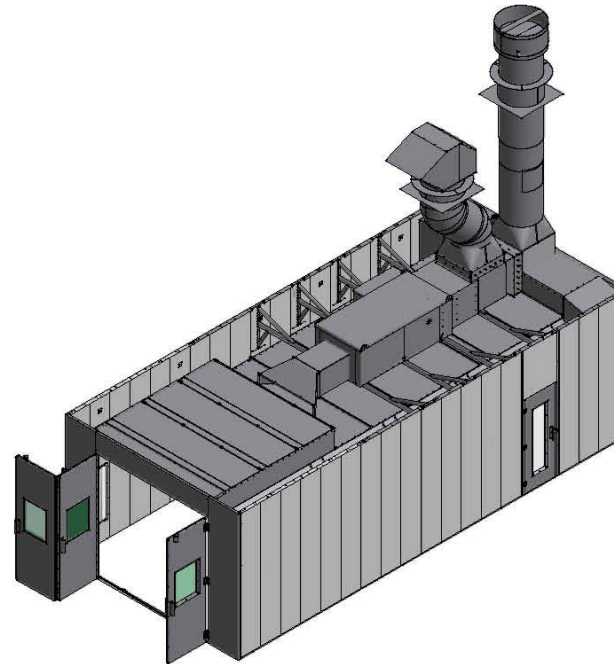
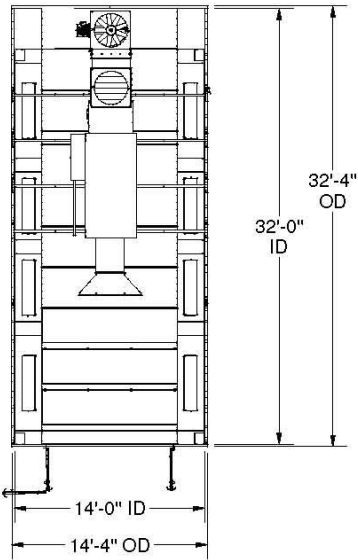


ELECTRICAL REQUIREMENT

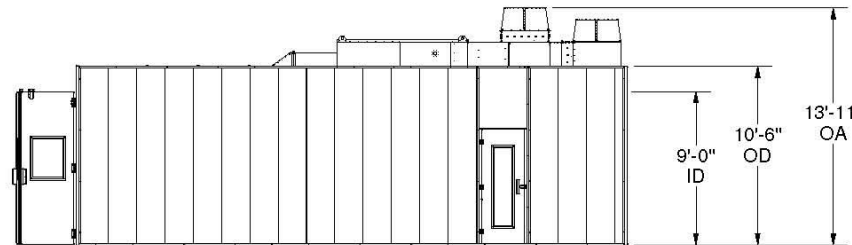
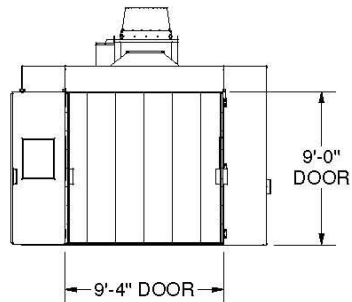
STANDARD EQUIP.	VOLTS	FULL LOAD AMPS
(18) 4-TUBE LIGHT FIXTURES	115/227V	9.45 AMPS PER FIXTURE
(1) 5HP FAN MOTOR 3PH	208/230/460/575	16.7/15.2/7.6/6.1 AMPS
(1) 7.5HP HEATER MOTOR	208/230/460/575	24.2/22/11.9 AMPS



SPRAY BOOTH PERMIT REQUIREMENTS:

- (1) AIR AND FIRE SUPPRESSION OR SPRINKLERS TO BE INSTALLED BY LOCAL CONTRACTOR ON SEPARATE PERMIT.
- (2) SPRAY BOOTH TO BE SEPARATED FROM OTHER OPERATIONS BY NOT LESS THAN 3' OR BY A WALL OR PARTITION, INTERIOR SURFACES SMOOTH AND CONTINUOUS.
- (3) AIR SHALL EXHAUST WITHIN 6" OF THE FLOOR TO PICK UP FLAMMABLE VAPORS.
- (4) MECHANICAL VENTILATION SHALL BE KEPT IN OPERATION AT ALL TIMES WHILE SPRAYING OPERATIONS ARE CONDUCTED AND FOR A SUFFICIENT TIME THEREAFTER TO ALLOW VAPORS FROM DRYING COATED ARTICLES AND FINISHING MATERIAL RESIDUE TO BE EXHAUSTED.
- (5) AIR VELOCITY SHALL BE DESIGNED, INSTALLED AND MAINTAINED SUCH THAT THE AVERAGE AIR VELOCITY ACROSS THE FILTER SECTION OF THE SPRAY BOOTH DURING SPRAYING SHALL BE NOT LESS THAN 100 LIN. FPM.
- (6) ELECTRIC MOTORS DRIVING EXHAUST FANS SHALL NOT BE PLACED IN BOOTHS OR DUCTS. FANS ROTATING ELEMENTS SHALL BE NON FERROUS OR NON SPARKING OR CASING SHALL BE LINES WITH SUCH MATERIAL.
- (7) BELTS SHALL NOT ENTER BOOTHS OR DUCTS UNLESS BELTS AND PULLEYS WITHIN A DUCT OR BOOTH ARE TIGHTLY ENCLOSED.
- (8) ELECTRICAL GROUNDING IS REQUIRED FOR METAL PARTS OF SPRAY BOOTH, EXHAUST DUCTS AND PIPING SYSTEMS CONVEYING CLASS I OR II LIQUIDS IN ACCORDANCE WITH THE ELECTRICAL CODE.
- (9) ELECTRICAL INTERLOCK IS REQUIRED SO THAT SPRAYING CANNOT BE CONDUCTED UNLESS THE VENTILATION FANS ARE IN OPERATION VIA AIR SOLENOID.
- (10) INSIDE THE BOOTH ELECTRICAL SHALL BE CLASS I DIV. 1
- (11) ALL ELECTRICAL COMPONENTS ARE UL LISTED.
- (12) CLOSED BOOTH OPENINGS ARE CONSIDERED CLASS I DIV II WITHIN 3' OF THE OPENINGS.
- (13) NO SMOKING OR WELDING SIGNS SHALL BE POSTED WITH LARGE LETTERS AND A CONTRASTING BACKGROUND IN ALL SPRAY AREAS AND PAINT STORAGE ROOMS.
- (14) ALL BOOTHS MEET OR EXCEED NFPA-NEC-UMC-UFC-UBC CODES.
- (15) SPRAY ENCLOSURE TECHNOLOGIES AUTO SPRAY BOOTH ARE ETL LISTED #88933-997-001 AND OPEN FACE SPRAY BOOTH ARE ETL LISTED #3027678-001 MERCURY HEATER ETL LISTED REPORT #J20019772-003.
- (16) FLOOR MUST BE FLAT AND LEVEL +/- 1/8".

ALL DIMENSIONS ARE FOR REFERENCE ONLY AND SUBJECT TO CHANGE



www.spraytech.com

PART NUMBER : TIDDS311

DESCRIPTION:

CREATION DATE: 6/1/2010

DRAWING NUMBER : TIDDS311-Spec.idw

MATERIAL:

FINISH

QTY